

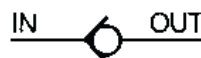



ORIGINAL INSTRUCTIONS

Instruction Manual

Check Valve

AK Series



The intended use of this product is to control the direction of flow of compressed air.

Validated according to ISO13849. Refer to specification section for details.

1 Safety Instructions

These safety instructions are intended to prevent hazardous situations and/or equipment damage. These instructions indicate the level of potential hazard with the labels of "Caution," "Warning" or "Danger."

They are all important notes for safety and must be followed in addition to International Standards (ISO/IEC)¹⁾, and other safety regulations.

¹⁾ ISO 4414: Pneumatic fluid power - General rules relating to systems.

ISO 4413: Hydraulic fluid power - General rules relating to systems.

IEC 60204-1: Safety of machinery - Electrical equipment of machines.

(Part 1: General requirements)

ISO 10218-1: Manipulating industrial robots - Safety, etc.

This manual contains essential information for the protection of users and others from possible injury and/or equipment damage.

- Read this manual before using the product, to ensure correct handling, and read the manuals of related apparatus before use.
- Keep this manual in a safe place for future reference.

To ensure safety of personnel and equipment the safety instructions in this manual must be observed, along with other relevant safety practices.

	Caution	Caution indicates a hazard with a low level of risk which, if not avoided, could result in minor or moderate injury.
	Warning	Warning indicates a hazard with a medium level of risk which, if not avoided, could result in death or serious injury.
	Danger	Danger indicates a hazard with a high level of risk which, if not avoided, will result in death or serious injury.

Warning

- **The compatibility of the product is the responsibility of the person who designs the equipment or decides its specifications.**
- Since the product specified here is used under various operating conditions, its compatibility with specific equipment must be decided by the person who designs the equipment or decides its specifications based on necessary analysis and test results. The expected performance and safety assurance of the equipment will be the responsibility of the person who has determined its compatibility with the product. This person should also continuously review all specifications of the product referring to its latest catalogue information, with a view to giving due consideration to any possibility of equipment failure when configuring the equipment.
- **Only personnel with appropriate training should operate machinery and equipment.**
The product specified here may become unsafe if handled incorrectly. The assembly, operation and maintenance of machines or equipment including our products must be performed by an operator who is appropriately trained and experienced.
- **Do not service or attempt to remove product and machinery/equipment until safety is confirmed.**
1) The inspection and maintenance of machinery/equipment should only be performed after measures to prevent falling or runaway of the driven objects have been confirmed.

1 Safety Instructions - continued

2) When the product is to be removed, confirm that the safety measures as mentioned above are implemented and the power from any appropriate source is cut, and read and understand the specific product precautions of all relevant products carefully.

3) Before machinery/equipment is restarted, take measures to prevent unexpected operation and malfunction.

- **Contact SMC beforehand and take special consideration of safety measures if the product is to be used in any of the following conditions.**

1) Conditions and environments outside of the given specifications, or use outdoors or in a place exposed to direct sunlight.

2) Installation on equipment in conjunction with atomic energy, railways, air navigation, space, shipping, vehicles, military, medical treatment, combustions and recreation, or equipment in contact with food and beverages, emergency stop circuits, clutch and brake circuits in press applications, safety equipment or other applications unsuitable for the standard specification described in the product catalogue.

3) An application which could have negative effects on people, property, or animals requiring special safety analysis outside the scope of ISO 13849 described in this document.

4) Use in an interlock circuit, which requires the provision of double interlock for possible failure by using a mechanical protective function, and periodical checks to confirm proper operation.

- **Always ensure compliance with relevant safety laws and standards.** All electrical work must be carried out in a safe manner by a qualified person in compliance with applicable national regulations.

Caution

The product is provided for use in manufacturing industries.

The product herein described is basically provided for peaceful use in manufacturing industries.

If considering using the product in other industries, consult SMC beforehand and exchange specifications or a contract if necessary. If anything is unclear, contact your nearest sales branch.

2 Specifications

Fluid	Air
Proof Pressure	1.5 MPa
Maximum operating pressure	1 MPa
Minimum operating pressure	0.02 MPa
Ambient and fluid temperature	-5 to 60°C (No freezing)
Air Quality required	5 □
Standards	Complies with the basic and well-tried safety principles of ISO 13849-2:2012.
Maximum operating frequency	1 time per second
Minimum operating frequency	Every 30 days

Reliability data

B10 <small>NOTE 1)</small>	7.4 million cycles
B10d <small>NOTE 1)</small>	14.8 million cycles

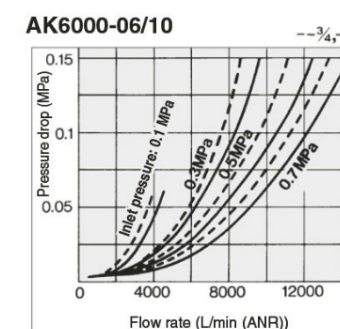
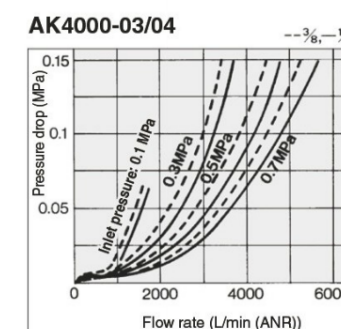
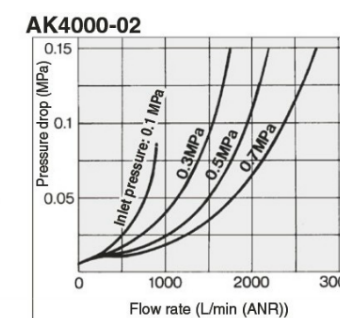
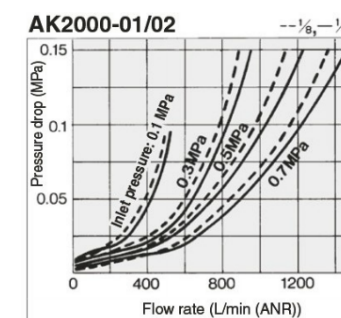
Note 1) The B10 figure is estimated from SMC life tests. The B10d figure is derived from B10 using the assumption in ISO 13849-1:2008 Annex C. Contact SMC for details.

Flow Data

Model	Port size	Sonic conductance $\text{dm}^3/(\text{s}\cdot\text{bar})$	Critical pressure ratio
AK2000-01	1/8	5	0.25
AK2000-02	1/4	5.5	
AK4000-02	1/4	9.4	
AK4000-03	3/8	17	
AK4000-04	1/2	19	
AK6000-06	3/4	40	
AK6000-10	1	46	

2 Specifications – continued

Flow Characteristics



Caution

Special products might have specifications different from those shown in this section. Contact SMC for specific drawings. These drawings will give the appropriate specification details and compliance with the safety principles of ISO 13849, if applicable.

3 Installation

3.1 Installation

Warning

- Do not install the product unless the safety instructions have been read and understood.
- Line up tools with width across flats on the body and tighten firmly.

3.2 Environment

Warning

- Do not use in an environment where corrosive gases, chemicals, salt water or steam are present.
- Do not use in an explosive atmosphere.
- Do not expose to direct sunlight. Use a suitable protective cover.
- Do not install in a location subject to vibration or impact. Check the product specifications.
- Do not mount in a location exposed to radiant heat.

3.3 Piping

Caution

- Before piping make sure to clean up chips, cutting oil, dust etc.
- When installing piping or fittings, ensure sealant material does not enter inside the port. When using seal tape, leave 1.5 to 2 threads exposed on the end of the pipe/fitting.
- Tighten fittings to the specified tightening torque.

3.4 Lubrication

Caution

- SMC products have been lubricated for life at manufacture, and do not require lubrication in service.
- If a lubricant is used in the system, use turbine oil Class 1 (no additive), ISO VG32. Once lubricant is used in the system, lubrication must be continued because the original lubricant applied during manufacturing will be washed away.

4 How to Order

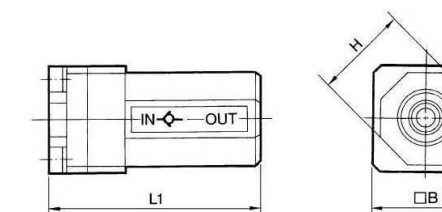
AK 2 000 - 02

Standard size	2	1/4
	4	1/2
	6	1

Thread type	
Nil	Rc
N	NPT
F	G

Port size		
Port size	Applicable series	
01	1/8	AK2000
02	1/4	AK2000, 4000
03	3/8	AK4000
04	1/2	AK4000
06	3/4	AK6000
10	1	AK6000

5 Outline Dimensions (mm)



Model	Port size	L1	B	H
AK2000-01, 02	1/8, 1/4	50	25	22
AK4000-02, 03, 04	1/4, 3/8, 1/2	67	36	36
AK6000-06, 10	3/4, 1	95	50	50

6 Maintenance

6.1 General Maintenance

Caution

- Not following proper maintenance procedures could cause the product to malfunction and lead to equipment damage.
- If handled improperly, compressed air can be dangerous. Maintenance of pneumatic systems should be performed only by qualified personnel.
- Before performing maintenance, turn off the power supply and be sure to cut off the supply pressure. Confirm that the air is released to atmosphere.
- After installation and maintenance, apply operating pressure and power to the equipment and perform appropriate functional and leakage tests to make sure the equipment is installed correctly.
- Do not make any modification to the product.
- Do not disassemble the product, unless required by installation or maintenance instructions.

7 Limitations of use

Limited warranty and Disclaimer/Compliance Requirements

- **The product used is subject to the following "Limited warranty and Disclaimer" and "Compliance Requirements". Read and accept them before using the product.**

Limited warranty and Disclaimer

1) The warranty period of the product is 1 year in service or 1.5 years after the product is delivered, whichever is first⁽¹⁾. Also, the product may have specified durability, running distance or replacement parts. Please consult your nearest sales branch.

2) For any failure or damage reported within the warranty period which is clearly our responsibility, a replacement product or necessary parts will be provided.

This limited warranty applies only to our product independently, and not to any other damage incurred due to the failure of the product.

7 Limitation of use – continued

3) Prior to using SMC products, please read and understand the warranty terms and disclaimers noted in the specified catalogue for the particular products.

⁽¹⁾ Vacuum pads are excluded from this 1 year warranty.

A vacuum pad is a consumable part, so it is warranted for a year after it is delivered. Also, even within the warranty period, the wear of a product due to the use of the vacuum pad or failure due to the deterioration of rubber material are not covered by the limited warranty.

• Compliance Requirements

1) The use of SMC products with production equipment for the manufacture of weapons of mass destruction (WMD) or any other weapon is strictly prohibited.

2) The exports of SMC products or technology from one country to another are governed by the relevant security laws and regulations of the countries involved in the transaction. Prior to the shipment of a SMC product to another country, assure that all local rules governing that export are known and followed.

Caution

• SMC products are not intended for use as instruments for legal metrology.

Measurement instruments that SMC manufactures or sells have not been qualified by type approval tests relevant to the metrology (measurement) laws of each country.

Therefore, SMC products cannot be used for business or certification ordained by the metrology (measurement) laws of each country.

Warning

- **Even when used within the specification range, the check valve may oscillate and not fully open when the check valve inlet is restricted.**
- **The minimum working pressure is the pressure at the point when the valve begins to open, not the pressure level when the valve is fully open.**

• Take residual pressure into consideration.

The actuator may move during maintenance as a result of residual pressure.

- **The check valve is designed to close as a result of differential pressure created by the solenoid valve switching between primary (IN) and secondary (OUT) pressure. If primary pressure (IN) drops gently, and the differential pressure is smaller than minimum working pressure or cracking pressure; please be aware that outlet pressure may drop without the check valve closing.**

Any use in an ISO 13849 system must be within the specified limits and application conditions. The user is responsible for the specification, design, implementation, validation and maintenance of the safety system (SRP/CS)

8 Contacts:

AUSTRIA	SMC Pneumatik GmbH, Girakstrasse 8, AT-2100 Korneuburg, Austria
BELGIUM	SMC Pneumatics N.V./S.A. Nijverheidsstraat 20, B-2160 Wommelgem, Belgium
BULGARIA	SMC Industrial Automation Bulgaria EOOD, Business Park Sofia, Building 8-6th floor, BG-1715 Sofia, Bulgaria
CROATIA	SMC IndustrijskaAutomatikad.o.o. ZagrebačkaAvenija 104, 10 000 Zagreb
CZECH REP.	SMC Industrial Automation CZ s.r.o. Hudcova 78a, CZ-61200 Brno, Czech Republic
DENMARK	SMC Pneumatik A/S, Egeskovvej 1, DK-8700 Horsens, Denmark
ESTONIA	SMC Pneumatics Estonia Oü, Laki 12, EE-10621 Tallinn, Estonia
FINLAND	SMC Pneumatics Finland Oy, PL72, Tiistinniityntie 4, SF-02031 Espoo, Finland
FRANCE	SMC Pneumatique SA. 1, Boulevard de Strasbourg, Parc Gustave Eiffel, Bussy Saint Georges, F-77607 Marne La Vallée Cedex 3, France
GERMANY	SMC Pneumatik GmbH, Boschring 13-15, 63329 Egelsbach, Germany
GREECE	SMC Italia Hellas Branch, Anagenniseos 7-9-P.C. 14342 N.Philadelphia, Athens, Greece
HUNGARY	SMC Hungary IpariAutomatizálásiKft. Torbágy u. 19, HU-2045 Törökbálint, Hungary
IRELAND	SMC Pneumatics (Ireland) Ltd. 2002 Citywest Business Campus, Naas Road, Saggart, Co. Dublin, Ireland
ITALY	SMC Italia S.p.A. Via Garibaldi 62, I-20061 Carugate, (Milano), Italy
LATVIA	SMC Pneumatics Latvia SIA, Dzēlzas str. 120g, Rīga, LV-1021, Latvia
LITHUANIA	UAB "SMC Pneumatics", Oslo g. 1, LT-04123 Vilnius, Lithuania
NETHERLANDS	SMC Pneumatics B.V. De Ruyterkade 120, NL-1011 AB Amsterdam, the Netherlands
NORWAY	SMC Pneumatics Norway AS, Vollsveien 13 C, GranfosNæringspark, N-1366 Lysaker, Norway
POLAND	SMC Industrial Automation Polska Sp. z o.o. ul. Konstruktorska 11A, PL-02-673 Warszawa, Poland
PORTUGAL	SMC España S.A. Zuazobidea 14, 01015 Vitoria, Spain

ROMANIA	SMC Romania S.r.l. Str.Frunzei 29, Sector 2, Bucharest, Romania
RUSSIA	SMC Pneumatik LLC. Business centre, building 3, 15 Kondratjevskij prospect, St.Petersburg, Russia, 195197
SLOVAKIA	SMC Priemysel'náAutomatizáciaSpols.r.o. Fantranská 1223, Teplickanadvahom, 01301, Slovakia
SLOVENIA	SMC IndustrijskaAvtomatikad.o.o. Mirnškacesta 7, SLO-8210 Trebnje, Slovenia
SPAIN	SMC España S.A. Zuazobidea 14, 01015 Vitoria, Spain
SWEDEN	SMC Pneumatics Sweden AB, Ekhagsvägen 29-31, SE-141 71 Segeltorp, Sweden
SWITZERLAND	SMC Pneumatik AG, Dorfstrasse 7, Postfach, 8484 Weisslingen, Switzerland
TURKEY	SMC PnömatikSanayiTicaretveServis A.Ş. GülbaharCaddesi, Aydin Plaza, No: 9/4 Güneşli – 34212, Istanbul
UK	SMC Pneumatics (U.K.) Ltd. Vincent Avenue, Crownhill, Milton Keynes, Buckinghamshire MK8 0AN, United Kingdom

SMC Corporation

URL : [http:// www.smcworld.com](http://www.smcworld.com) (Global) [http:// www.smceu.com](http://www.smceu.com) (Europe)
 *SMC Corporation, Akihabara UDX15F, 4-14-1, Sotokanda, Chiyoda-ku, Tokyo 101 0021

Specifications are subject to change without prior notice from the manufacturer.

© 2015 SMC Corporation All Rights Reserved. DKP50047-F-085B Feb. 2015